

# Sucraid<sup>®</sup>

(sacrosidase) Oral Solution

## Letter of Medical Necessity for School/Work

Date: \_\_\_\_\_

To Whom It May Concern:

Patient Name: \_\_\_\_\_

Patient DOB: \_\_\_\_\_

The patient named above is under my medical care. This patient is prescribed to take Sucraid<sup>®</sup> (sacrosidase) Oral Solution with meals and snacks as indicated below.

### Instructions for Use: Sucraid<sup>®</sup> Single-Use Containers\*

**Step 1:** Check the expiration date on the Sucraid<sup>®</sup> foil pouch. Do not use Sucraid<sup>®</sup> if it is past the expiration date. Remove one Sucraid<sup>®</sup>-2 mL container from a foil pouch.

**Step 2:** Twist the cap to the left to remove it from the container.

**Step 3:** Squeeze all the Sucraid<sup>®</sup> solution in the container into 4 ounces of cold or room temperature water, milk, or infant formula.

**Step 4:** Mix your or your child's prescribed dose in 4 ounces of cold or room temperature water, milk, or infant formula. For patients 15 kg (33 lbs) or less, divide into two 2-ounce portions (one portion per meal or snack. The second portion should be refrigerated and discarded if not used within 24 hours).

**Step 5:** Take or give half of the mixed solution at the beginning of each meal or snack. Take or give the remaining mixed solution during the meal or snack.

\* The Sucraid<sup>®</sup> single-use container may be stored between 59°F to 77°F (15° to 25°C) for up to 3 days.

Thank you,

\_\_\_\_\_  
Healthcare Provider Signature

## INDICATION

Sucraid® (sacrosidase) Oral Solution is indicated for the treatment of sucrase deficiency, which is part of congenital sucrase-isomaltase deficiency (CSID), in adult and pediatric patients 5 months of age and older.

## IMPORTANT SAFETY INFORMATION FOR SUCRAID® (SACROSIDASE) ORAL SOLUTION

- Tell your doctor if you are allergic to, have ever had a reaction to, or have ever had difficulty taking yeast, yeast products, papain, or glycerin (glycerol).
- Sucraid® may cause a serious allergic reaction. If you notice any swelling or have difficulty breathing, get emergency help right away.
- Sucraid® does not break down some sugars that come from the digestion of starch. You may need to restrict the amount of starch in your diet. Your doctor will tell you if you should restrict starch in your diet.
- Tell your doctor if you have diabetes, as your blood glucose levels may change if you begin taking Sucraid®. Your doctor will tell you if your diet or diabetes medicines need to be changed.
- Some patients treated with Sucraid® may have worse abdominal pain, vomiting, nausea, or diarrhea. Constipation, difficulty sleeping, headache, nervousness, and dehydration have also occurred in patients treated with Sucraid®. Check with your doctor if you notice these or other side effects.
- Sucraid® has not been tested to see if it works in patients with secondary (acquired) sucrase deficiency.
- **NEVER HEAT SUCRAID® OR PUT IT IN WARM OR HOT BEVERAGES OR INFANT FORMULA.** Do not mix Sucraid® with fruit juice or take it with fruit juice. Take Sucraid® as prescribed by your doctor. Normally, half of the dose of Sucraid® is taken just before a meal or snack and the other half is taken during the meal or snack.
- Sucraid® should be refrigerated at 36°F-46°F (2°C-8°C) and should be protected from heat and light; single-use containers can be removed from refrigeration and stored at 59°F-77°F (15°C-25°C) for up to 3 days (72 hours). Refer to Instructions for Use for full information on how to take Sucraid®.

**You are encouraged to report negative side effects of prescription drugs to the FDA. Visit [www.FDA.gov/medwatch](http://www.FDA.gov/medwatch) or call 1-800-FDA-1088.**

# Sucraid<sup>®</sup>

(sacrosidase) Oral Solution

## Letter of Medical Necessity for School/Work

Date: \_\_\_\_\_

To Whom It May Concern:

Patient Name: \_\_\_\_\_

Patient DOB: \_\_\_\_\_

The patient named above is under my medical care. This patient is prescribed to take Sucraid<sup>®</sup> (sacrosidase) Oral Solution with meals and snacks as indicated below.

### Instructions for Use: Sucraid<sup>®</sup> 118 mL Multiple-Dose Bottle

**Step 1:** Check the expiration date on the Sucraid<sup>®</sup> bottle. Do not use Sucraid<sup>®</sup> after the expiration date on the bottle has passed.

**Step 2:** Write down the date the bottle is first opened in the space provided on the bottle label.

**Step 3:** Each bottle of Sucraid<sup>®</sup> has a plastic screw cap that covers a dropper dispensing tip. Remove the plastic screw cap by twisting it to the left.

**Step 4:** Use the measuring scoop that comes in your Sucraid<sup>®</sup> carton to measure your or your child's prescribed dose. Reseal the bottle after each use by replacing and twisting the plastic screw cap to the right until tight.

**Step 5:** Mix your or your child's prescribed dose in 4 ounces of cold or room temperature water, milk, or infant formula as instructed by your healthcare provider.

**Step 6:** Take or give half of the mixed solution at the beginning of each meal or snack. Take or give the remaining mixed solution during the meal or snack.

**Step 7:** Rinse the measuring scoop with water after each use.

Thank you,

\_\_\_\_\_  
Healthcare Provider Signature

## INDICATION

Sucraid® (sacrosidase) Oral Solution is indicated for the treatment of sucrase deficiency, which is part of congenital sucrase-isomaltase deficiency (CSID), in adult and pediatric patients 5 months of age and older.

## IMPORTANT SAFETY INFORMATION FOR SUCRAID® (SACROSIDASE) ORAL SOLUTION

- Tell your doctor if you are allergic to, have ever had a reaction to, or have ever had difficulty taking yeast, yeast products, papain, or glycerin (glycerol).
- Sucraid® may cause a serious allergic reaction. If you notice any swelling or have difficulty breathing, get emergency help right away.
- Sucraid® does not break down some sugars that come from the digestion of starch. You may need to restrict the amount of starch in your diet. Your doctor will tell you if you should restrict starch in your diet.
- Tell your doctor if you have diabetes, as your blood glucose levels may change if you begin taking Sucraid®. Your doctor will tell you if your diet or diabetes medicines need to be changed.
- Some patients treated with Sucraid® may have worse abdominal pain, vomiting, nausea, or diarrhea. Constipation, difficulty sleeping, headache, nervousness, and dehydration have also occurred in patients treated with Sucraid®. Check with your doctor if you notice these or other side effects.
- Sucraid® has not been tested to see if it works in patients with secondary (acquired) sucrase deficiency.
- **NEVER HEAT SUCRAID® OR PUT IT IN WARM OR HOT BEVERAGES OR INFANT FORMULA.** Do not mix Sucraid® with fruit juice or take it with fruit juice. Take Sucraid® as prescribed by your doctor. Normally, half of the dose of Sucraid® is taken just before a meal or snack and the other half is taken during the meal or snack.
- Sucraid® should be refrigerated at 36°F-46°F (2°C-8°C) and should be protected from heat and light; single-use containers can be removed from refrigeration and stored at 59°F-77°F (15°C-25°C) for up to 3 days (72 hours). Refer to Instructions for Use for full information on how to take Sucraid®.

**You are encouraged to report negative side effects of prescription drugs to the FDA. Visit [www.fda.gov/medwatch](http://www.fda.gov/medwatch) or call 1-800-FDA-1088.**



## Instructions for Use

**SUCRAID® (Su-kreid) (sacrosidase) oral solution:**  
118 mL Multiple-Dose Bottle

Read this Instructions for Use before you start taking or giving SUCRAID to a child, and each time you get a refill. There may be new information. This information does not take the place of talking to your healthcare provider about your or your child's medical condition or treatment.



### Important information you need to know before taking or giving SUCRAID:

- Your healthcare provider will decide the right dose of SUCRAID for you or your child. **Do not** change the dose of SUCRAID without talking to your healthcare provider.
- The dose of SUCRAID depends on body weight. Your healthcare provider will tell you how much SUCRAID you should take or give your child.
  - The dose for a child 33 pounds (15 kg) or less is 1 mL or 28 drops of SUCRAID in 2 ounces of water, milk, or infant formula.
  - The dose for a child or adult more than 33 pounds (15 kg) is 2 mL or 56 drops of SUCRAID in 4 ounces of water, milk, or infant formula.
- SUCRAID can only be dissolved with cold or room temperature water, milk, or infant formula. **Do not** put SUCRAID in warm or hot liquids. **Do not** dissolve SUCRAID with fruit juice. **Do not** take or give SUCRAID with fruit juice.
- Do not** warm or heat the mixed solution before taking or giving SUCRAID.
- Measure your dose or your child's dose of SUCRAID using the measuring scoop that comes with the SUCRAID bottle. **Do not** use a kitchen teaspoon or other measuring device.
- SUCRAID should be taken or given with each meal or snack. Half of the SUCRAID dose should be taken or given at the beginning of each meal or snack. Take or give the remaining SUCRAID dose during the meal or snack.
- Do not** use the SUCRAID multiple-dose bottle if the seal has been damaged. Contact your pharmacist or healthcare provider if you cannot use the SUCRAID multiple-dose bottle.

### Supplies needed to take or give SUCRAID:

- SUCRAID 118 mL multiple-dose bottle
- 1 measuring scoop (included in SUCRAID carton)
- 2 to 4 ounces of cold or room temperature water, milk, or infant formula (not included)
- Meal or snack (not included)

## How to take or give SUCRAID:

**Step 1:** Check the expiration date on the SUCRAID bottle. **Do not** use SUCRAID after the expiration date on the bottle has passed.

**Step 2:** Write down the date the bottle is first opened in the space provided on the bottle label.

**Step 3:** Each bottle of SUCRAID has a plastic screw cap that covers a dropper dispensing tip. Remove the plastic screw cap by twisting it to the left.

**Step 4:** Use the measuring scoop that comes in your SUCRAID carton to measure your or your child's prescribed dose. See **Figure 1**. Reseal the bottle after each use by replacing and twisting the plastic screw cap to the right until tight.



Figure 1

**Step 5:** Mix your or your child's prescribed dose in 2 ounces or 4 ounces of cold or room temperature water, milk, or infant formula as instructed by your healthcare provider. See **Figure 2**.

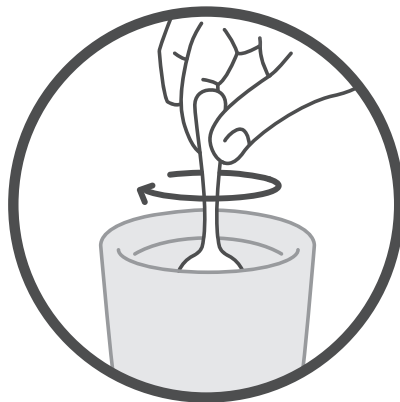


Figure 2

**Step 6:** Take or give half of the mixed solution at the beginning of each meal or snack. Take or give the remaining mixed solution during the meal or snack.

**Step 7:** Rinse the measuring scoop with water after each use.

## Throwing away (disposal of) SUCRAID:

- Throw away (discard) the SUCRAID multiple-dose bottle and any remaining medicine in your household trash 4 weeks after first opening.

### How should I store SUCRAID?

- Store the SUCRAID multiple-dose bottle in the refrigerator between 36°F to 46°F (2°C to 8°C).
- Protect SUCRAID from heat and light.

### Keep SUCRAID and all medicines out of the reach of children.

Manufactured by:  
QOL Medical, LLC Vero Beach, FL 32963  
U.S. License No. 2195

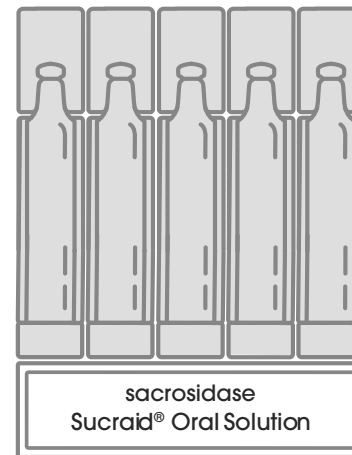
For more information, go to [www.sucraid.com](http://www.sucraid.com) or call 1-866-469-3773.

This Instructions for Use has been approved by the U.S. Food and Drug Administration.  
Issued: May 2022

## Instructions for Use

**Sucraid® (Su-kreid) (sacrosidase) Oral Solution:**  
2-mL Single-Use Container

Read this Instructions for Use before you start taking or giving Sucraid to a child, and each time you get a refill. There may be new information. This information does not take the place of talking to your healthcare provider about your or your child's medical condition or treatment.



### Important information you need to know before taking or giving Sucraid:

- The 2-mL single-use container is for children and adults.
- Sucraid is supplied in 2-mL single-use containers in a foil pouch. Each foil pouch holds 5 single-use containers. **Each container is one 2 mL Sucraid dose.**
- Your healthcare provider will decide the right dose of Sucraid for you or your child. **Do not** change the dose of Sucraid without talking to your healthcare provider.
- Sucraid can only be dissolved with cold or room temperature water, milk, or infant formula. **Do not** put Sucraid in warm or hot liquids. **Do not** dissolve Sucraid with fruit juice. **Do not** give or take Sucraid with fruit juice.

- Do not** warm or heat the mixed solution before taking or giving Sucraid.
- Sucraid should be taken or given with each meal or snack. Half of the Sucraid dose should be taken at the beginning of each meal or snack. Take or give the remaining Sucraid dose during the meal or snack.

- Do not** use the Sucraid single-use container if the seal has been damaged. Contact your pharmacist or healthcare provider if you cannot use the Sucraid single-use container.

### Supplies needed to take or give Sucraid:

- 1 Sucraid 2-mL container
- 4 ounces of cold or room temperature water, milk, or infant formula (not included)
- Meal or snack (not included)
- Spoon to mix (not included)

## How to take or give Sucraid:

**Step 1:** Check the expiration date on the Sucraid foil pouch. **Do not** use Sucraid if it is past the expiration date. Remove 1 Sucraid 2-mL container from a foil pouch.

**Step 2:** Twist the cap to the left to remove it from the container. See **Figure 1**.

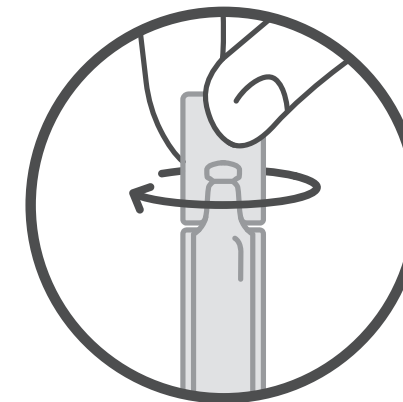


Figure 1

**Step 3:** Squeeze all the Sucraid solution in the container into 4 ounces of cold or room temperature water, milk, or infant formula. See **Figure 2**.

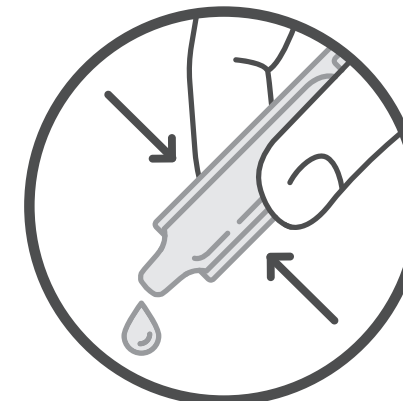


Figure 2

**Step 4:** Mix your or your child's prescribed dose in 4 ounces of cold or room temperature water, milk, or infant formula. See **Figure 3**.




Figure 3

**Step 5:** For patients weighing more than 33 pounds (15 kilograms):

- The entire 4 ounces of mixed solution will be taken or given during each meal or snack. Take or give half of the mixed solution (2 ounces) at the beginning of the meal or snack and take or give the other half of the mixed solution (2 ounces) during the meal or snack.

For patients weighing 33 pounds (15 kilograms) or less:

- Divide the 4-ounce mixed solution into two separate 2-ounce portions.
- Take or give half of the first portion (1 ounce) at the beginning of the meal or snack and take or give the other half of the first portion (1 ounce) during the meal or snack.
- Store the second portion (2 ounces) in the refrigerator at 36°F to 46°F (2°C to 8°C) for the next meal or snack. Take or give half of the second portion (1 ounce) at the beginning of the next meal or snack and take or give the other half of the second portion (1 ounce) during the meal or snack.
- Throw away the second portion (2 ounces) if you do not use it within 24 hours.

### Throwing away (disposal of) Sucraid:

- Throw away expired or empty Sucraid containers in your household trash.

### How should I store Sucraid?

- Store the Sucraid single-use container in the refrigerator between 36°F to 46°F (2°C to 8°C).
- The Sucraid single-use container may be stored between 59°F to 77°F (15°C to 25°C) for up to 3 days.
- Protect Sucraid from heat and light.

### Keep Sucraid and all medicines out of the reach of children.

Manufactured by:  
QOL Medical, LLC Vero Beach, FL 32963  
U.S. License No. 2195

For more information, go to [www.Sucraid.com](http://www.Sucraid.com) or call 1-866-469-3773.

This Instructions for Use has been approved by the U.S. Food and Drug Administration.  
Revised: July 2024